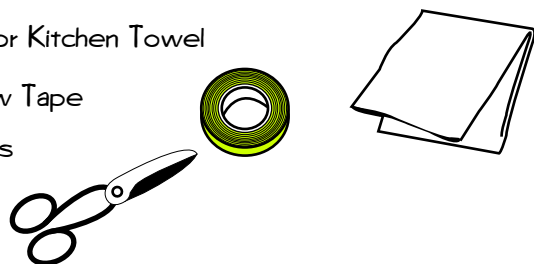


Fabric Placemat: Pick any fabric or even a kitchen towel that you would like to make into placemats.

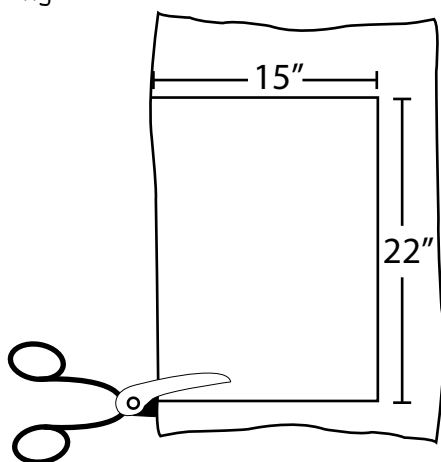
Need:

- Fabric or Kitchen Towel
- No Sew Tape
- Scissors

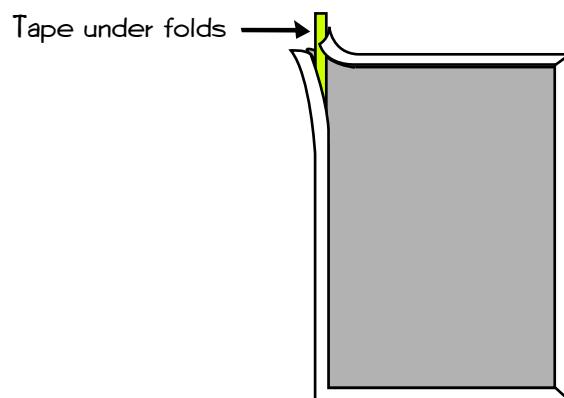


Instructions:

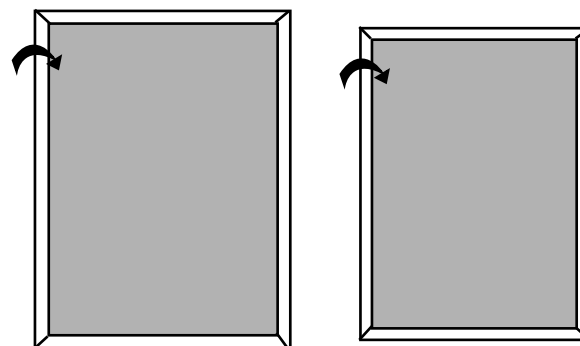
1. Cut fabric down to a 22" x 15" rectangle.



3. Place tape along backside under fold to keep it in place.



2. Fold 1/2", & then fold another 1/2" under on backside.



4. Flip back over to the front and press on the edges. The end result should be 20" x 13". Now Enjoy!

