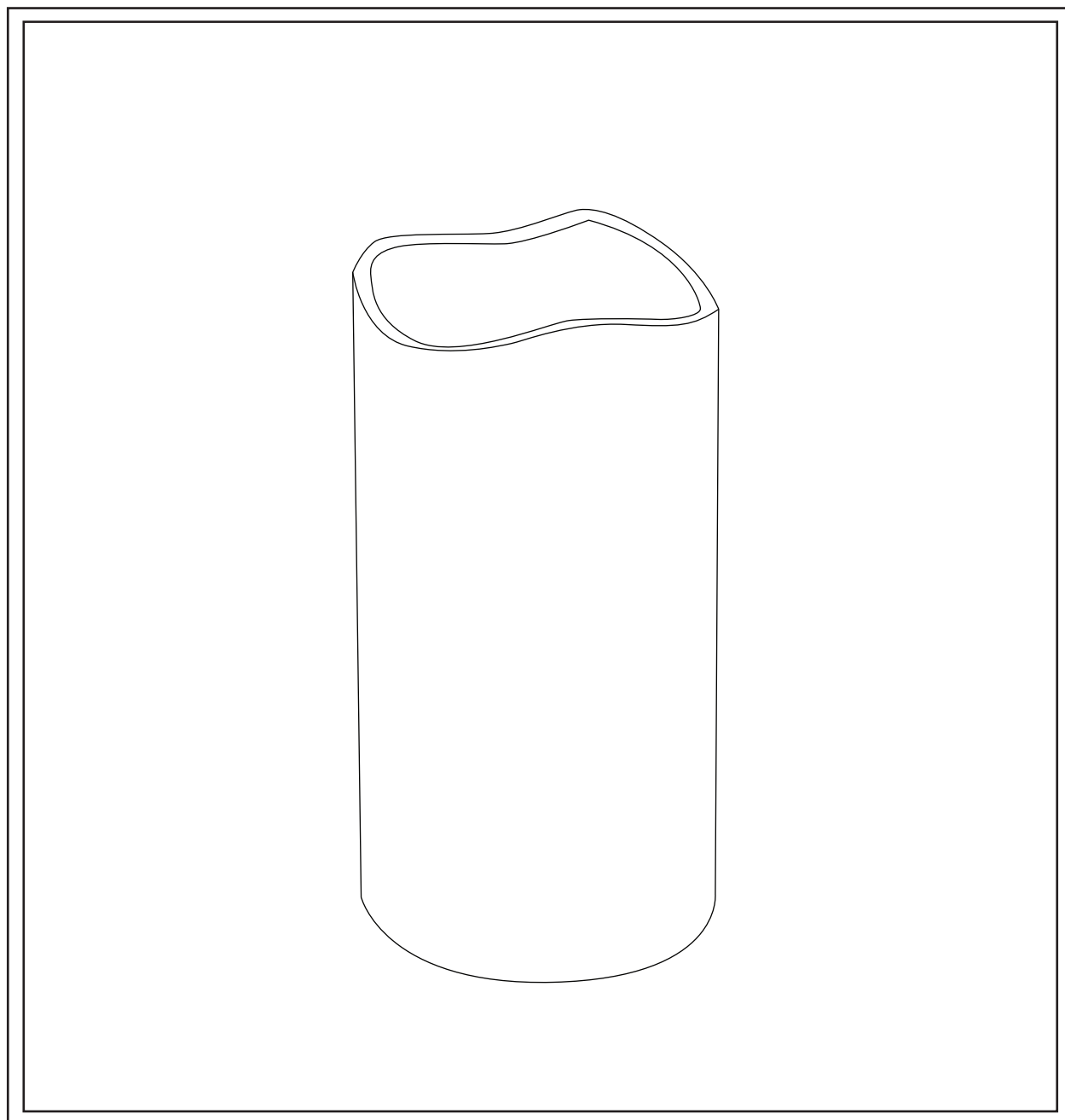



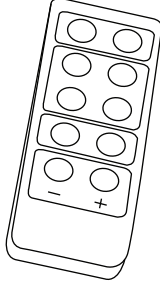
PRODUCT NAME: Flameless Wax Candle

ITEM NUMBER: AW166

ASSEMBLED DIMENSIONS :	SMALL	4"H x 3" Diameter
	MEDIUM	6"H x 3" Diameter
	LARGE	8"H x 3" Diameter



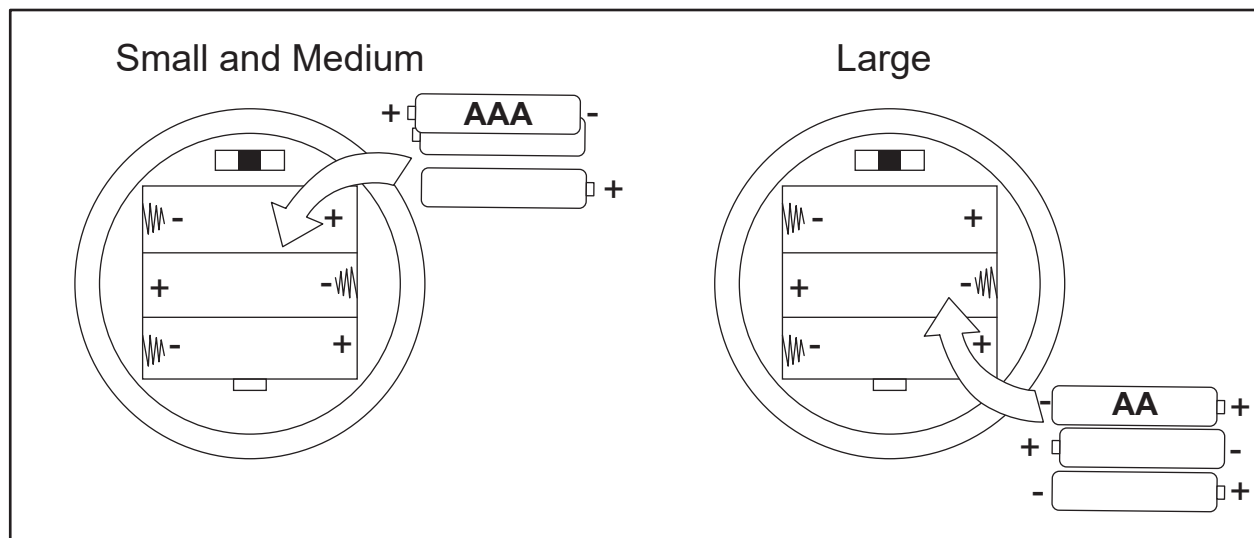
- ⚠️ Candle made of REAL WAX which is FLAMMABLE. Keep away from open flame or heat sources.
- ⚠️ Candle designed for INDOOR USE ONLY.
- ⚠️ Candle is suitable for use on surfaces such as wood, plasterboard or masonry.
- ⚠️ To prevent potential damage to surface, always place candle on a protective base.

Ltr.	Qty.	Included Components
A	1	 <p>*Flameless Candle (A)</p>
B	1	 <p>**Remote Control (B) (Sold Separately) Item AW168</p>

*Batteries Required for Candle (NOT INCLUDED)
 SMALL and MEDIUM: 3 AAA Batteries
 LARGE: 3 AA Batteries

**Battery Required for Remote Control (INCLUDED)
 Replacement: CR2025 (Remote SOLD SEPARATELY)

CANDLE BATTERIES: Open Battery Box on bottom of Candle (A). Insert and orient new Batteries following polarity (+/-) guides printed on Batteries and Battery Box. Close and lock Cover.

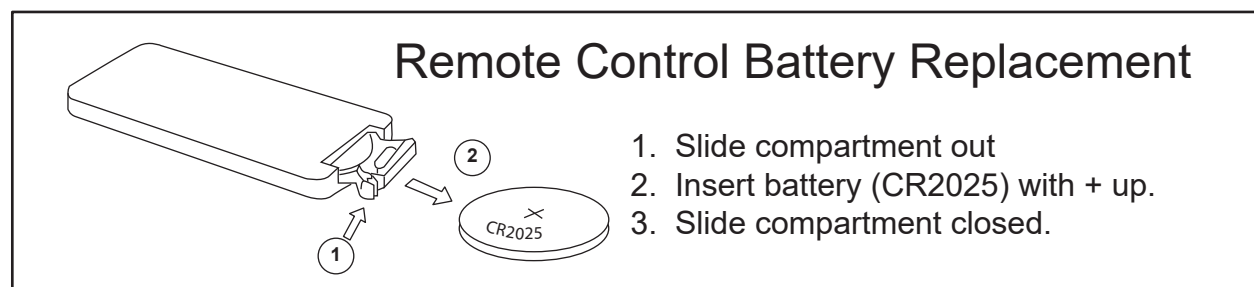


MANUAL OPERATING INSTRUCTIONS

ON - Continuous illumination until manually turned off.

TIMMER - Continuous cycle of 6 hours on followed by 18 hours off beginning daily at initial set time.

OFF - No illumination/Timer cycle off.



REMOTE CONTROL OPERATING INSTRUCTIONS

NOTE: To use Remote (B), Candle Switch must be moved to ON and remain in that position.

ON/OFF - Illumination on or off.

TIMMER - 2 hours/4 hours/6 hours/8 hours. Activates automatic illumination timed duration cycle beginning daily at time initially set.

MODE: Flickering or Steady illumination

DIMMER: Illumination brightness high/low.

NOTE: To preserve battery life, return Candle Switch to OFF position for long periods of non-use. Timer will have to be reset.

This device complies with Part 15 of the FCC Rules. Operation is subject to the following two conditions:
(1) This device may not cause harmful interference.
(2) This device must accept any interference received, including interference that may cause undesired operation.

Warning: Changes or modifications to this unit not expressly approved by the party responsible for compliance could void the user's authority to operate the equipment.

Notes: This equipment has been tested and found to comply with the limits for a Class B digital device, pursuant to Part 15 of the FCC Rules. These limits are designed to provide reasonable protection against harmful interference in a residential installation. This equipment generates, uses and can radiate radio frequency energy and, if not installed and used in accordance with the instructions, may cause harmful interference to radio communications.

However, there is no guarantee that interference will not occur in a particular installation. If this equipment does cause harmful interference to radio or television reception, which can be determined by turning the equipment off and on, the user is encouraged to try to correct the interference by one or more of the following measures:

- Reorient or relocate the receiving antenna.
- Increase the separation between the equipment and receiver.
- Connect the equipment into an outlet on a circuit different from that to which the receiver is connected.
- Consult the dealer or an experienced radio/TV technician for help.

Cleaning & Care:

DO NOT use alcohol based products or spray polisher as they can damage the finish.
Dust with a soft dry cloth. If needed, use a damp cloth and mild household soap.