

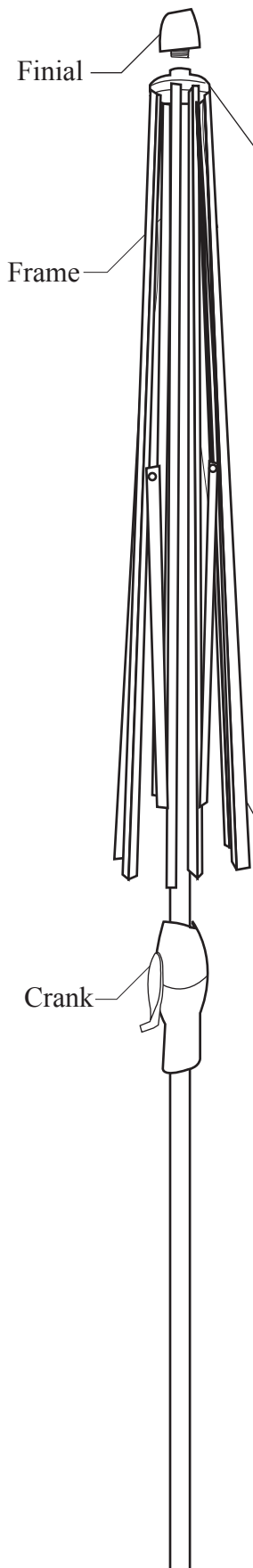
PRODUCT NAME: UMBRELLA CANOPY & FRAME  
ITEM NUMBER: FO062  
DIMENSIONS OF ITEM ASSEMBLED: 9' DIAMETER  
REPLACEMENT CANOPIES ALSO SOLD SEPARATELY (FO026)



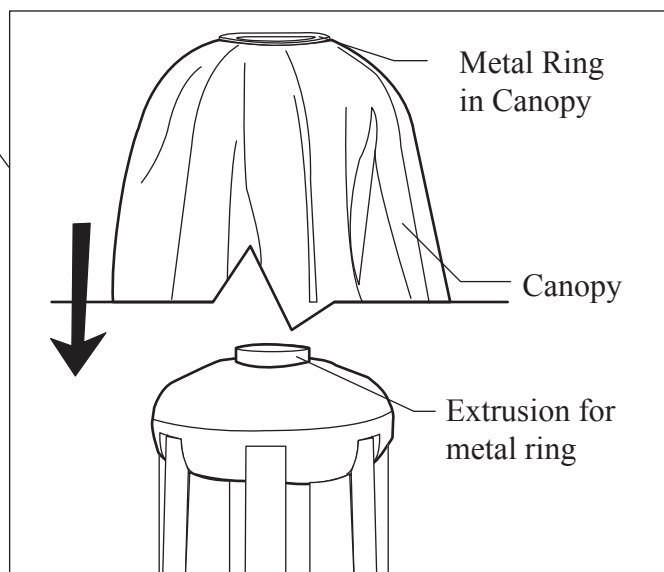
**WARNING:** We recommend that you always close and tie the ropes around your umbrella in windy conditions as well as when not in use to avoid damage to your umbrella frame and table top. Always secure umbrellas in at least a 50 lb. umbrella base. WIND DAMAGE is NOT COVERED under any umbrella warranty.

# Attaching Canopy

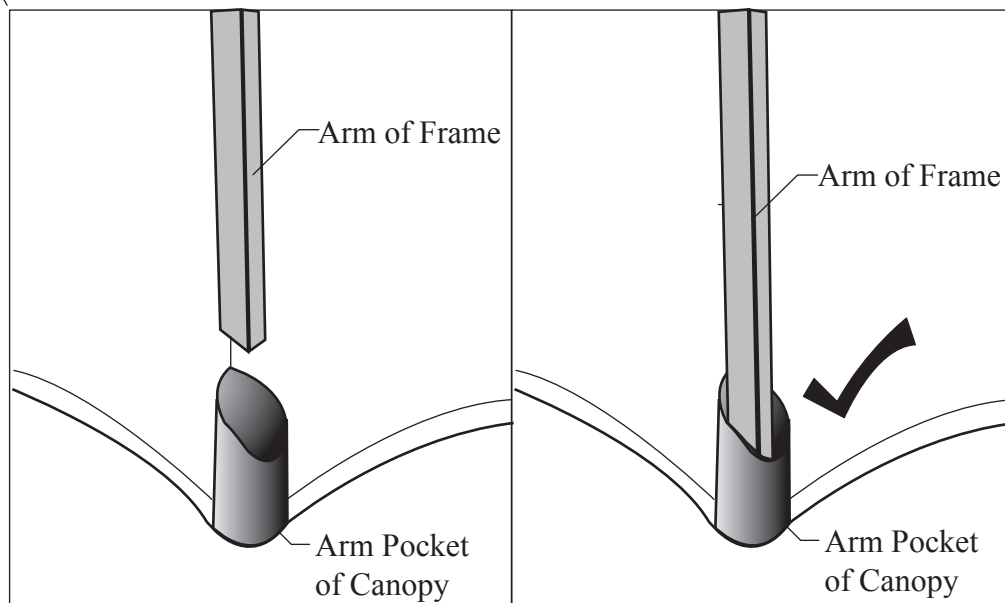
**STEP 1:** With the frame closed, unscrew finial counter clockwise from top



**STEP 2:** Slide canopy over top of frame. Line up the metal ring in the canopy top to the extrusion in the top of the frame. Then pull canopy over frame.



**STEP 3:** Gently place each arm of frame in their correlating arm pocket in the canopy. Make sure each arm is securely in their pocket (total of 8 arms/pockets).



**STEP 4:** Reattach the finial by turning it clockwise into the frame extrusion.

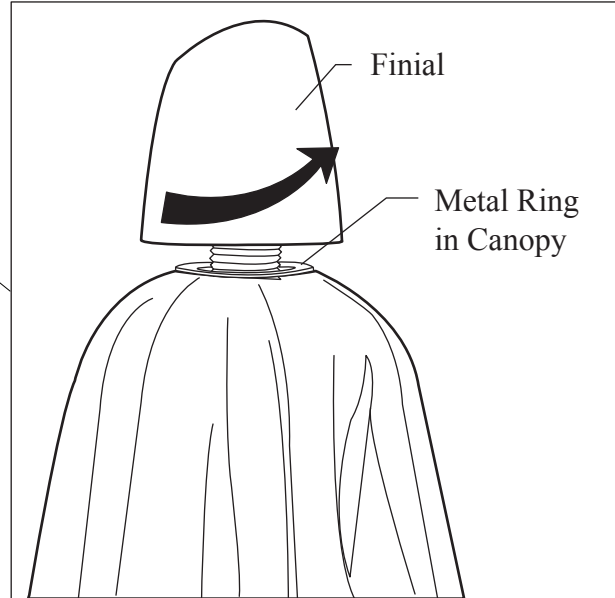
**STEP 5:** Slowly crank the handle clockwise & partially open the umbrella to ensure that the canopy is securely attached.

## Removing Canopy

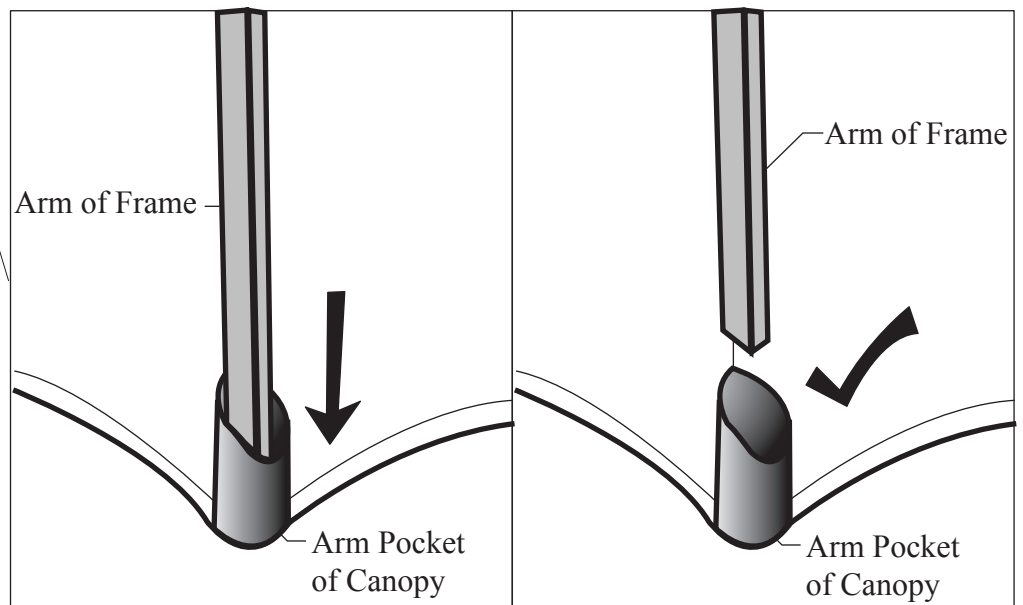
**STEP 1:** Wind the umbrella to the closed position.



**STEP 2:** Unscrew finial counter clockwise from top of the umbrella frame.



**STEP 3:** Gently pull downwards on the arm pockets, removing the canopy from the frame (total of 8 arms).

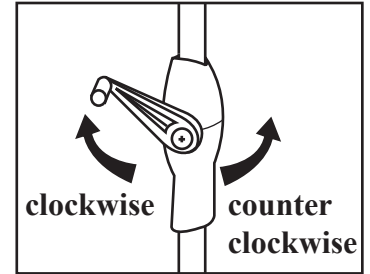


**STEP 4:** Remove Canopy


## Instructions for working the umbrella



**To Open:** When the umbrella is closed, crank the handle clockwise until umbrella is extended to desired height.



**To engage Tilt:** Once the umbrella is open, keep cranking clockwise & the umbrella will begin to tilt. Stop cranking the handle once you have reached the desired tilt. The maximum tilt is 35°.



**To return to upright position:** Crank the handle counter clockwise to return the umbrella to its straight position.



**To Close:** crank handle counter clockwise until it has reached maximum closure. Then tie the ropes around the closed umbrella.

*Thank you for your business!*