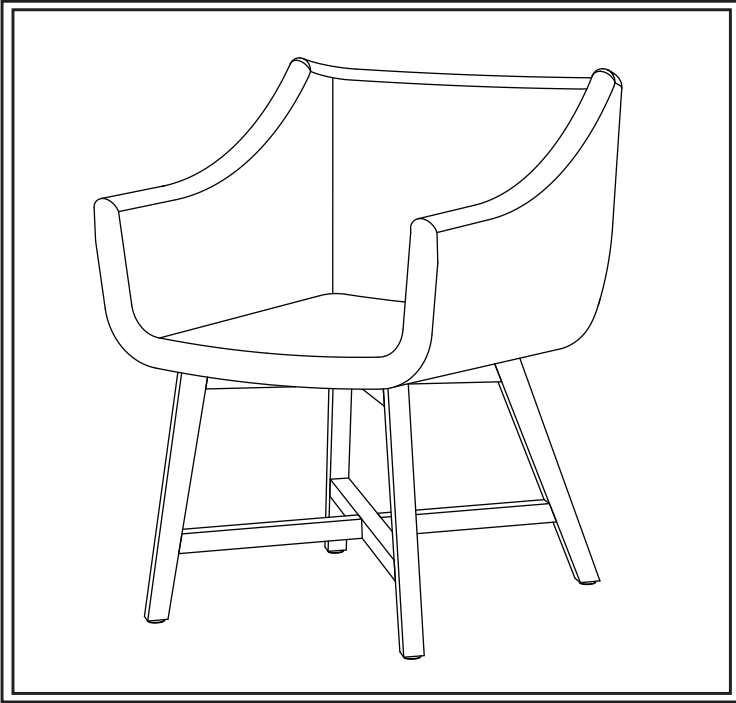



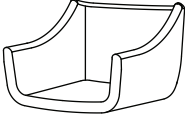





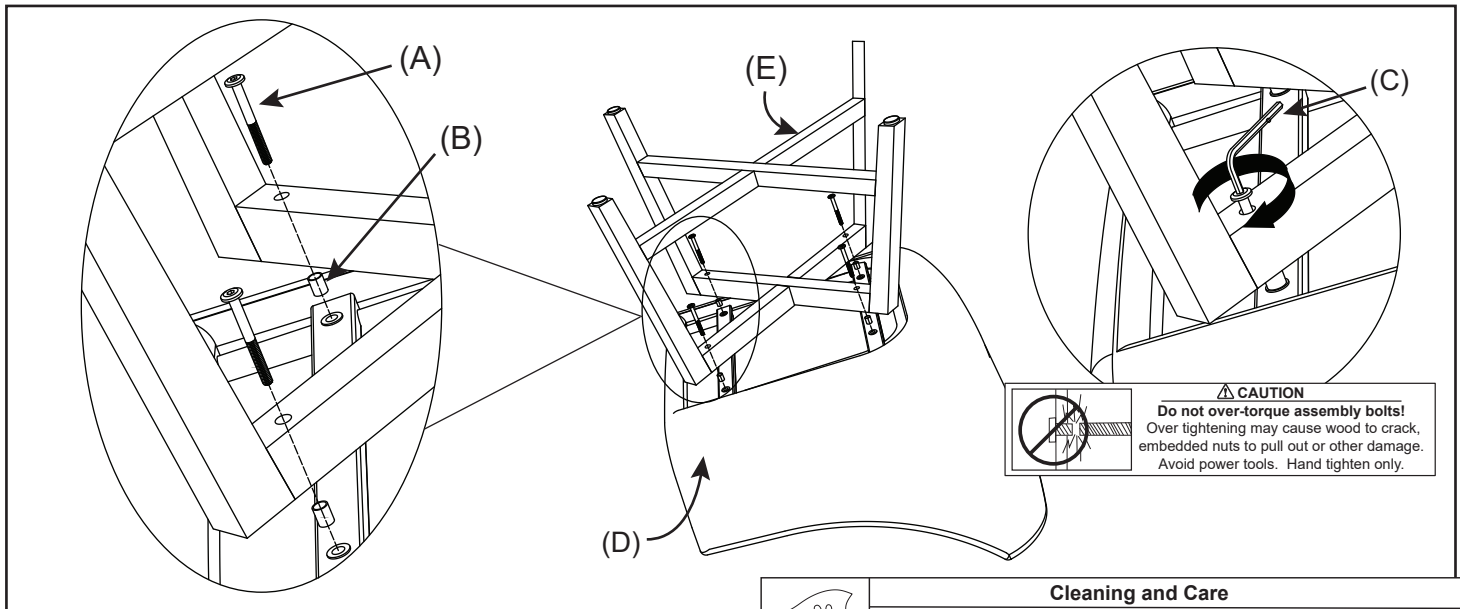
PRODUCT NAME: Kai Outdoor Dining Chair
ITEM NUMBER: JC395
ASSEMBLED DIMENSIONS : 32"H x 24.25"W x 25.25"D



REQUIRED TOOLS:
Allen Wrench (included)
Two person assembly suggested.

Ltr.	Qty.	Hardware Included	
A	4		Allen Bolts M6 x 70mm
B	4		Stainless Steel Bushings 12mm
C	1		Allen Wrench M4
D	1		Seat
E	1		Base Assembly

ASSEMBLY : Invert Seat (D) and align Base Assembly (E) over holes. Insert a bushing (B) followed by an Allen Bolt (A). Fully tighten using Allen Wrench (C). **CAUTION: Hand tighten. No power tools.**



Cleaning and Care

Occasionally wipe or hose down to remove dirt and debris.
Promptly remove spills.
Do not use harsh chemicals or abrasive cleaners.