




PRODUCT NAME: Hartwell Leather Chair

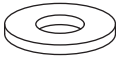



ITEM NUMBER: UL123

ASSEMBLED DIMENSIONS : 35.8"H x 35.4"W x 35.8"D



Prevent accidentally discarding small parts or hardware. Retain all carton contents until assembly and installation are complete.


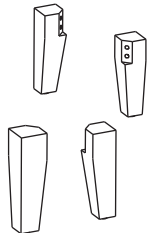
⚠ Assemble in location for intended use.

Ltr.	Qty.	Hardware Included	
A	8		Flat Washers 5/16"
B	8		Lock Washers 5/16"
C	8		Allen Bolts 5/16" x 2" x M5
D	1		Allen Wrench M5

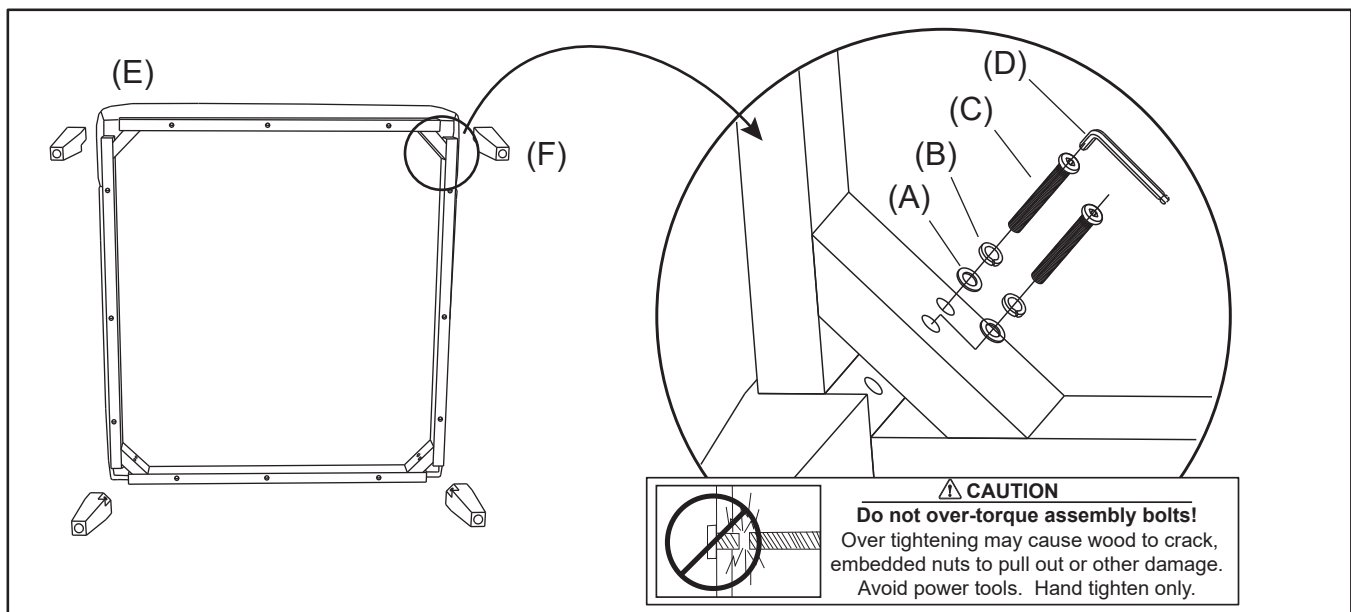
REQUIRED TOOLS:
Allen Wrench (included)
-Two person assembly suggested.


Remove all parts, hardware and protective packaging from carton and carefully arrange on a clean, level, padded surface.



Ltr.	Qty.	Components	
E	1		Body (E)
F	4		
			Legs (F)

ASSEMBLY: Place Body (E) onto its back as illustrated then fit each Leg (F) into a corner and secure using Allen Bolt (C) with Lock Washer (B) and Flat Washer (A). Firmly tighten using Allen Wrench (D).



	Cleaning and Care Periodically clean with a soft brush or cloth. Blot away any moisture as soon as possible and allow to naturally dry. Keep away from heat sources.
-------------------------------------------------------------------------------------	--------------------------------------------------------------------------------------------------------------------------------------------------------------------------------



Customer Service: 800-367-2810
Online: www.ballarddesigns.com