



PRODUCT NAME: Ally Headboard

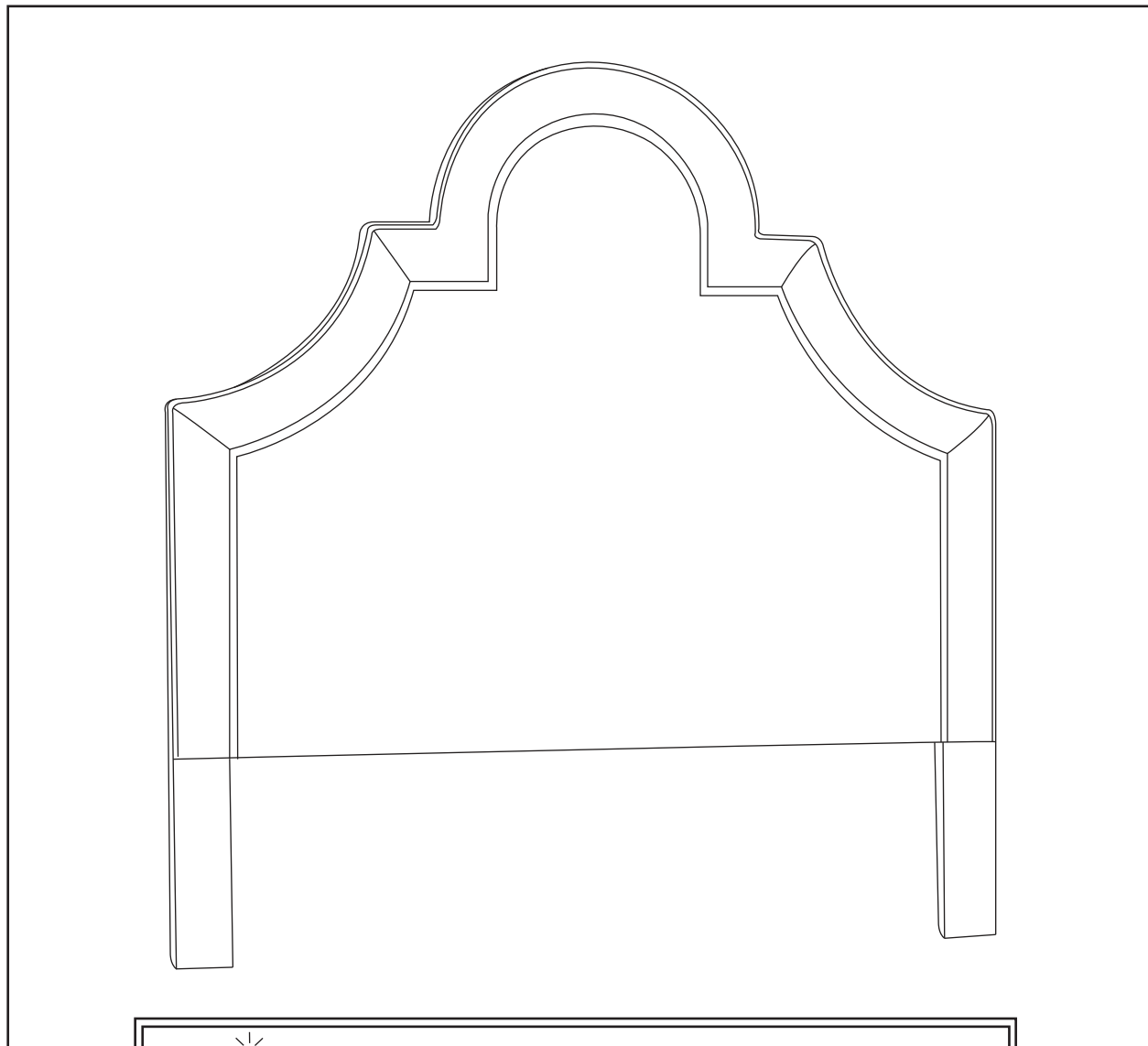
ITEM NUMBER: UM070

ASSEMBLED DIMENSIONS: King: 68"H x 80"W x 4"D

Queen: 68"H x 62 1/2"W x 4"D

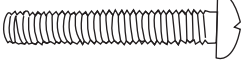



Full: 68"H x 56"W x 4"D

Twin: 68"H x 42"W x 4"D



Prevent accidentally discarding small parts or hardware. Retain all carton contents until assembly and installation are complete.

 Assemble in location for intended use.

Ltr.	Qty.	Hardware Included	
A	4		Bolts
B	4		Lock Washers
C	4		Flat Washers
D	4		Nuts


TOOLS REQUIRED:
Phillips Screwdriver,
Adjustable Wrench

-Two person assembly
suggested.

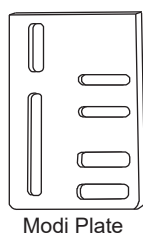
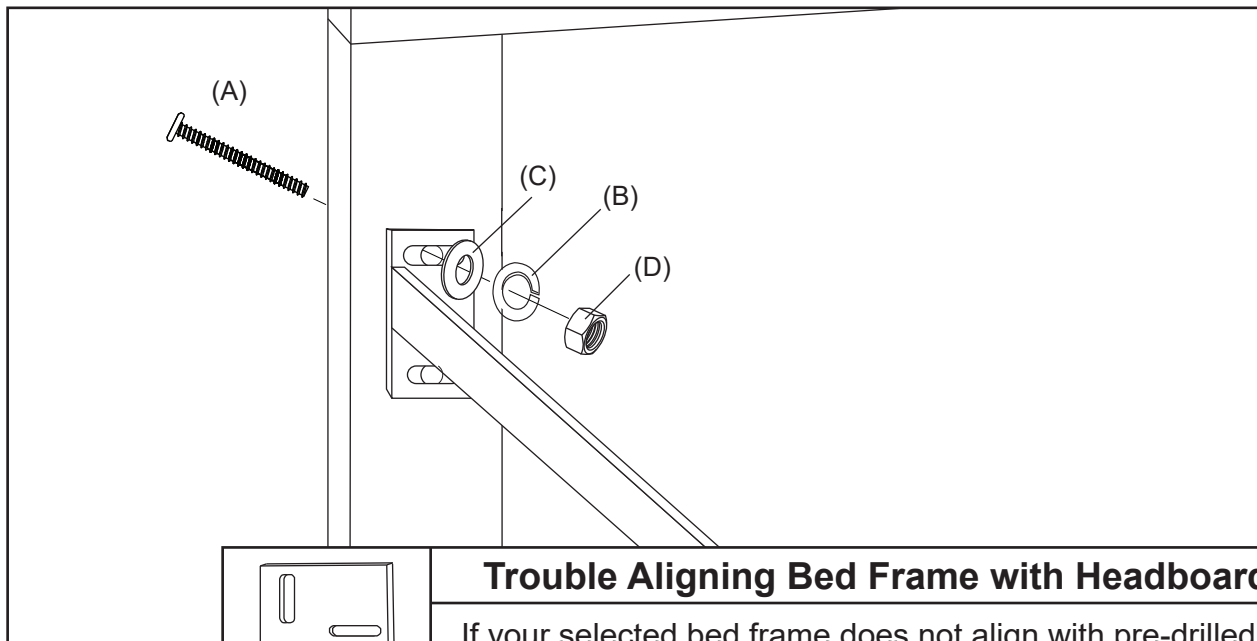


Cleaning and Care

Spot clean as needed.
Specific cleaning method varies by fabric type.

Ltr.	Qty.	Components	
E	1		Headboard (D)

ATTACH FRAME (not included): Assemble Bed Frame (not included) then stand assembled Headboard upright and slide Bed Frame Brackets up to each Leg. Align slots/holes then insert Bolt (A) from back and add Flat Washer (C), Lock Washer (B) and Nut (D). Fully tighten using a Phillips Screwdriver and Adjustable Wrench.



Modi Plate

Trouble Aligning Bed Frame with Headboard?

If your selected bed frame does not align with pre-drilled holes in Headboard, consider using a Modification Plate, commonly called a Modi Plate (not included). Available by searching on-line or a local retailer.



Customer Service: 800-367-2810
Online: www.ballarddesigns.com